

**2014**  
**Anti-Doping**  
**Testing Figures**

**Athlete Biological Passport**  
**(ABP) -**  
**Blood Analysis**

## Table of Contents

---

### Total Samples Analyzed

---

Table 1	: Total ABP Samples Analyzed per Year
Table 2	: Total ABP Samples Analyzed per Laboratory
Table 3	: Total ABP Samples Analyzed in ASOIF Sports
Table 4	: Total ABP Samples Analyzed in AIOWF Sports
Table 5	: Total ABP Samples Analyzed in ARISF Sports
Table 6	: Total ABP Samples Analyzed in AIMS Sports
Table 7	: Total ABP Samples Analyzed in IPC Sports
Table 8	: Total ABP Samples Analyzed in Sports for Athletes with an Impairment
Table 9	: Total Samples Analyzed in Other Sports - Code Signatories
Table 10	: Total Samples Analyzed in Other Sports
Table 11	: Total ABP Samples by Testing Authority
Table 12	: Total ABP Samples by Testing Authority Category

### ASOIF Sports

---

Table 13	: 2014 ABP Testing Figures - ASOIF Sport - Aquatics
Table 14	: 2014 ABP Testing Figures - ASOIF Sport - Archery
Table 15	: 2014 ABP Testing Figures - ASOIF Sport - Athletics
Table 16	: 2014 ABP Testing Figures - ASOIF Sport - Badminton
Table 17	: 2014 ABP Testing Figures - ASOIF Sport - Basketball
Table 18	: 2014 ABP Testing Figures - ASOIF Sport - Boxing
Table 19	: 2014 ABP Testing Figures - ASOIF Sport - Canoe / Kayak
Table 20	: 2014 ABP Testing Figures - ASOIF Sport - Curling
Table 21	: 2014 ABP Testing Figures - ASOIF Sport - Cycling
Table 22	: 2014 ABP Testing Figures - ASOIF Sport - Equestrian
Table 23	: 2014 ABP Testing Figures - ASOIF Sport - Fencing
Table 24	: 2014 ABP Testing Figures - ASOIF Sport - Field Hockey
Table 25	: 2014 ABP Testing Figures - ASOIF Sport - Football
Table 26	: 2014 ABP Testing Figures - ASOIF Sport - Golf
Table 27	: 2014 ABP Testing Figures - ASOIF Sport - Gymnastics
Table 28	: 2014 ABP Testing Figures - ASOIF Sport - Handball
Table 29	: 2014 ABP Testing Figures - ASOIF Sport - Judo
Table 30	: 2014 ABP Testing Figures - ASOIF Sport - Modern Pentathlon
Table 31	: 2014 ABP Testing Figures - ASOIF Sport - Rowing
Table 32	: 2014 ABP Testing Figures - ASOIF Sport - Rugby
Table 33	: 2014 ABP Testing Figures - ASOIF Sport - Sailing
Table 34	: 2014 ABP Testing Figures - ASOIF Sport - Shooting
Table 35	: 2014 ABP Testing Figures - ASOIF Sport - Table Tennis
Table 36	: 2014 ABP Testing Figures - ASOIF Sport - Taekwondo
Table 37	: 2014 ABP Testing Figures - ASOIF Sport - Tennis
Table 38	: 2014 ABP Testing Figures - ASOIF Sport - Triathlon
Table 39	: 2014 ABP Testing Figures - ASOIF Sport - Volleyball
Table 40	: 2014 ABP Testing Figures - ASOIF Sport - Weightlifting
Table 41	: 2014 ABP Testing Figures - ASOIF Sport - Wrestling

## Table of Contents

---

### AIOWF Sports

---

- Table 42 : 2014 ABP Testing Figures - AIOWF Sport - Biathlon
- Table 43 : 2014 ABP Testing Figures - AIOWF Sport - Bobsleigh
- Table 44 : 2014 ABP Testing Figures - AIOWF Sport - Ice Hockey
- Table 45 : 2014 ABP Testing Figures - AIOWF Sport - Luge
- Table 46 : 2014 ABP Testing Figures - AIOWF Sport - Skating
- Table 47 : 2014 ABP Testing Figures - AIOWF Sport - Skiing

### ARISF, AIMS, IPC, Athletes with an Impairment Sports, Other Sport - Code Signatories and Other Sports

---

- Table 48 : Total 2014 ABP Testing Figures - ARISF Sports
- Table 49 : Total 2014 ABP Testing Figures - AIMS Sports
- Table 50 : Total 2014 ABP Testing Figures - IPC Sports/disciplines
- Table 51 : Total 2014 ABP Testing Figures - Sports for Athletes with an Impairment
- Table 52 : Total 2014 ABP Testing Figures - Other Sports - Code Signatories
- Table 53 : Total 2014 ABP Testing Figures - Other Sports

## Terms and Abbreviations

---

<b>IC</b>	In-Competition
<b>OOO</b>	Out-of-Competition
<b>Sample</b>	Any biological material collected for the purposes of Doping Control*
<b>AAF</b>	Adverse Analytical Finding
<b>ATF</b>	Atypical Finding
<b>GC/C/IRMS</b>	Gas Chromatograph/Carbon/Isotope Ratio Mass Spectrometer (e.g."IRMS")
<b>ESA</b>	Erythropoiesis Stimulating Agents**
<b>hGH</b>	hGH Isoform Differential Immunoassays
<b>HBT</b>	Homologous Blood Transfusion
<b>HBOCs</b>	Haemoglobin Based Oxygen Carriers
<b>ABP</b>	Athlete Biological Passport
<b>IOC</b>	International Olympic Committee
<b>ASOIF</b>	Association of Summer Olympic International Sports Federations
<b>AIOWF</b>	Association of International Olympic Winter Sports Federations
<b>ARISF</b>	Association of IOC Recognized International Sports Federations
<b>AIMS</b>	Alliance of Independent Members of SportAccord
<b>NADO</b>	National Anti-Doping Organization
<b>RADO</b>	Regional Anti-Doping Organization
<b>NOC</b>	National Olympic Committee
<b>IF</b>	International Federation
<b>NF</b>	National Federation
<b>IPC</b>	International Paralympic Committee***
<b>TA</b>	Testing Authority
<b>SCA</b>	Sample Collection Authority
<b>ADAMS</b>	Anti-Doping Administration and Management System
<b>IBSA</b>	International Blind Sports Federation
<b>CISS</b>	International Committee of Sports for the Deaf
<b>INAS</b>	International Sports Federation for Persons with Intellectual Disability
<b>CPISRA</b>	Cerebral Palsy International Sports and Recreation Association
<b>-</b>	a "dash" represents "0" in tables compiling the number of Samples, ATFs or AAFs

\* Biological material limited to urine and blood in this report

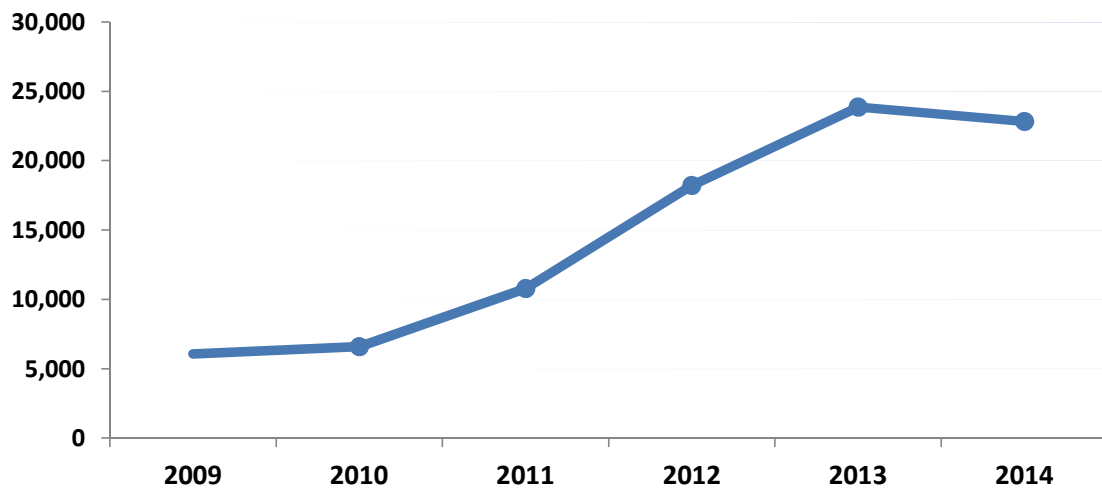
\*\* Including recombinant erythropoietins (i.e. epoetins) and their analogues (e.g. darbepoetin, pegserpoetin, peginesatide, EPO-Fc)

\*\*\* Limited to sport/disciplines under the governance of the IPC (others are compiled under the category "Sports for Athletes with an Impairment")

**Table 1: Total ABP Samples Analyzed per Year**

<b>Year</b>	<b>ABP Samples* Analyzed</b>	<b>% Increase Year to Year</b>
2009	6,082	-
2010	6,610	9%
2011	10,795	63%
2012	18,223	69%
2013	23,877	31%
<b>2014</b>	<b>22,843</b>	<b>-4%</b>

**Total ABP Samples\* Analyzed per Year**



\* Represents individual blood samples collected in support of the Athlete Biological Passport and does not necessarily reflect the number of individual *Athletes* tested

**Table 2: Total ABP Samples Analyzed per Laboratory**

	<b>Laboratory</b>	<b>IC</b>	<b>OOC</b>	<b>Total</b>
1	<b>Almaty</b> , Kazakhstan	50	109	<b>159</b>
2	<b>Athens</b> , Greece <sup>1</sup>	n/a	n/a	n/a
3	<b>Bangkok</b> , Thailand <sup>1</sup>	n/a	n/a	n/a
4	<b>Barcelona</b> , Spain	26	533	<b>559</b>
5	<b>Beijing</b> , China	1	95	<b>96</b>
6	<b>Bloemfontein</b> , South Africa	101	164	<b>265</b>
7	<b>Bogota</b> , Colombia	60	225	<b>285</b>
8	<b>Bucharest</b> , Romania	0	2	<b>2</b>
9	<b>Cologne</b> , Germany	321	2782	<b>3,103</b>
10	<b>Copenhagen</b> , Denmark <sup>2</sup>	1	183	<b>184</b>
11	<b>Doha</b> , Qatar <sup>3</sup>	1	69	<b>70</b>
12	<b>Dresden</b> , Germany	307	1654	<b>1,961</b>
13	<b>Ghent</b> , Belgium	236	464	<b>700</b>
14	<b>Havana</b> , Cuba <sup>1</sup>	n/a	n/a	n/a
15	<b>Helsinki</b> , Finland	10	287	<b>297</b>
16	<b>JCAC</b> , Japan <sup>4</sup>	-	11	<b>11</b>
17	<b>Lausanne</b> , Switzerland	1676	1979	<b>3,655</b>
18	<b>Lisbon</b> , Portugal	-	249	<b>249</b>
19	<b>London</b> , UK	11	716	<b>727</b>
20	<b>Los Angeles</b> , USA <sup>1</sup>	n/a	n/a	n/a
21	<b>Madrid</b> , Spain	452	346	<b>798</b>
22	<b>Mexico City</b> , Mexico	22	4	<b>26</b>
23	<b>Montreal</b> , Canada	240	472	<b>712</b>
24	<b>Moscow</b> , Russia	456	1139	<b>1,595</b>
	<b>Sochi</b> , Russia <sup>5</sup>	52	59	<b>111</b>
25	<b>New Delhi</b> , India	-	74	<b>74</b>
26	<b>Oslo</b> , Norway	112	649	<b>761</b>
27	<b>Paris</b> , France	268	1364	<b>1,632</b>
28	<b>Rome</b> , Italy	49	290	<b>339</b>
29	<b>Salt Lake City</b> , USA	126	1669	<b>1,795</b>
30	<b>Seibersdorf</b> , Austria	34	748	<b>782</b>
31	<b>Seoul</b> , Korea	2	45	<b>47</b>
32	<b>Stockholm</b> , Sweden	-	163	<b>163</b>
33	<b>Sydney</b> , Australia	36	1022	<b>1,058</b>
34	<b>Tokyo</b> , Japan	37	188	<b>225</b>
35	<b>Warsaw</b> , Poland	50	352	<b>402</b>
<b>Totals</b>		<b>4,737</b>	<b>18,106</b>	<b>22,843</b>

<sup>1</sup> not accredited to perform blood analyses in support of the Athlete Biological Passport

<sup>2</sup> Department of Clinical Biochemistry, Bispebjerg and Frederiksberg Hospitals - approved by WADA exclusively to conduct blood analyses in support of the haematological module of the Athlete Biological Passport (ABP).

<sup>3</sup> The Doha, Qatar laboratory is approved by WADA exclusively to conduct blood analyses in support of the haematological module of the Athlete Biological Passport (ABP) until full accreditation is obtained.

<sup>4</sup> Japan Chemical Analysis Center - approved by WADA exclusively to conduct blood analyses in a mobile unit in support of the haematological module of the Athlete Biological Passport (ABP).

<sup>5</sup> Sochi Winter Olympic Games

**Table 3: Total ABP Samples Analyzed in ASOIF Sports**

Sports	Disciplines	IC	OOO	Subtotal	Total	%
Aquatics	Swimming	848	84	932	986	5.6%
	Water Polo	25	-	25		
	Open Water	18	-	18		
	Synchronized Swimming	5	-	5		
	Aquatics	3	-	3		
	Diving	3	-	3		
Athletics	Athletics	2481	246	2727	3,317	19%
	Marathon	209	4	213		
	Track	212	1	213		
	Race Walk	59	20	79		
	Road Running	46	-	46		
	Field	18	-	18		
	Combined Events	14	-	14		
	Cross Country	0	3	3		
	Shot Put*	2	-	2		
	Mountain Running	1	-	1		
	High Jump*	1	-	1		
Badminton	-	4	-	-	4	0.02%
Basketball	-	129	49	-	178	1.0%
Boxing	-	197	13	-	210	1.2%
Canoe / Kayak	Canoe Kayak	324	62	386	566	3.2%
	Canoe Slalom	15	-	15		
	Canoe Sprint (Flatwater)	162	2	164		
	Marathon	1	-	1		
Cycling	Road	2378	1734	4112	8,053	46%
	Biological Passport*	1044	929	1973		
	Cycling	1267	114	1381		
	Mountain Bike	172	142	314		
	Track	179	54	233		
	Cyclo Cross	17	18	35		
	BMX	4	-	4		
	Trials	1	-	1		
Field Hockey	-	4	-	-	4	0.02%
Football	-	833	76	-	909	5.2%
Gymnastics	Gymnastics	20	-	20	21	0.12%
	Trampoline	1	-	1		
Handball	Indoor	63	12	-	75	0.43%
Judo	-	35	-	-	35	0.20%
Modern Pentathlon	-	70	-	-	70	0.40%
Rowing	-	956	48	-	1004	5.7%
Rugby	Rugby Union	268	-	268	280	1.6%
	Sevens	12	-	12		
Table Tennis	-	12	-	-	12	0.07%
Taekwondo	-	11	-	-	11	0.06%
Tennis	-	467	203	-	670	3.8%
Triathlon	Triathlon	924	69	993	1,030	5.8%
	Duathlon	36	1	37		
Volleyball	-	35	-	-	35	0.20%
Weightlifting	-	122	-	-	122	0.69%
Wrestling	Wrestling	19	-	19	21	0.12%
	Greco-Roman	2	-	2		
<b>Totals</b>		<b>13729</b>	<b>3884</b>		<b>17613</b>	

\* Discipline which is discontinued in ADAMS based on request of the governing IF, being an event under an existing discipline or no longer necessary for administrative purposes.

**Table 4: Total ABP Samples Analyzed in AIOWF Sports**

Sports	Disciplines	IC	OOC	Subtotal	Total	%
Biathlon	-	502	130	-	632	15%
Bobsleigh	Bobsleigh	107	7	114	120	2.8%
	Skeleton	6	-	6		
Curling	-	7	-	-	7	0.2%
Ice Hockey	-	72	-	-	72	1.7%
Luge	-	5	-	-	5	0.1%
Skating	Speed Skating	470	363	833	1,146	27%
	Short Track	108	171	279		
	Figure Skating	19	-	19		
	Skating	15	-	15		
Skiing	Cross-Country	1051	137	1188	2,243	53%
	Skiing	735	3	738		
	Nordic Combined	163	1	164		
	Alpine	108	-	108		
	Ski Jumping	30	-	30		
	Freestyle	10	-	10		
	Snowboard	5	-	5		
<b>Totals</b>		<b>3413</b>	<b>812</b>		<b>4225</b>	

**Table 5: Total ABP Samples Analyzed in ARISF Sports**

Sports	Disciplines	IC	OOC	SubTotal	Total	%
Baseball	Baseball	2	-	-	2	1%
Cricket	Cricket	26	-	-	26	11%
Karate	Karate	8	-	-	8	3%
Life Saving	Lifesaving	1	0	-	1	0%
Motorcycling	Motocross	5	10	15	20	8%
	Motorcycle Racing	-	5	5		
Mountaineering and Climbing	Ski Mountaineering-UIAA	8	-	8	10	4%
	Mountain Running	2	-	2		
Orienteering	Orienteering	31	-	31	54	22%
	Foot Orienteering	23	-	23		
Roller Sports	Inline Speed Skating	1	-	-	1	0.4%
Ski-Mountaineering	Ski-Mountaineering	52	-	-	52	21%
Sport Climbing	Sport Climbing	1	-	-	1	0.4%
Squash	Squash	43	1	-	44	18%
Underwater Sports	Finswimming	23	-	23	26	11%
	Underwater Sports	3	-	3		
<b>Totals</b>		<b>229</b>	<b>16</b>		<b>245</b>	



**Table 6: Total ABP Samples Analyzed in AIMS Sports**

Sports	Disciplines	IC	OOC	SubTotal	Total	%
Bodybuilding	-	1	-	-	1	5.6%
Powerlifting	Powerlifting	15	-	-	15	83%
	Bench Press	2	-	-	2	11%
<b>Totals</b>		<b>18</b>	<b>0</b>		<b>18</b>	

**Table 7: Total ABP Samples Analyzed in IPC Sports**

Sports	Disciplines	IC	OOC	SubTotal	Total	%
Athletics	IPC Athletics	40	-	40	40	38.5%
Ice Sledge Hockey	IPC Ice Sledge Hockey	5	-	-	5	14.7%
Powerlifting	IPC Powerlifting	3	-	-	3	8.8%
Skiing	IPC Alpine	13	-	13	56	54%
	IPC Biathlon	12	-	12		
	IPC Nordic Cross-Country	27	1	28		
	Para-Snowboard	3	-	3		
<b>Totals</b>		<b>103</b>	<b>1</b>		<b>104</b>	

**Table 8: Total ABP Samples Analyzed in Sports for Athletes with an Impairment\***

Sports	Disciplines	IC	OOC	SubTotal	Total	%
Athletics	CISS Athletics	2	-	2	2	5.9%
Basketball	Wheelchair Basketball	12	-	-	12	35.3%
Cycling	Para-Cycling**	10	-	-	10	29.4%
Orienteering	CISS Orienteering	1	-	-	1	2.9%
Tennis	Wheelchair Tennis**	8	-	-	8	23.5%
Weightlifting	Adapted Weightlifting	1	-	-	1	2.9%
<b>Totals</b>		<b>34</b>	<b>0</b>		<b>34</b>	

\* Sports and disciplines under the governance of the respective Olympic Ifs or independent IFs which govern sports for athletes with an impairment

\*\* Sports and disciplines under the governance of the respective ASOIF and AIOWF IFs

**Table 9: Total Samples Analyzed in Other Sports - Code Signatories**

Sports	Disciplines	IC	OOC	SubTotal	Total	%
Rugby	National Rugby league	97	-	-	97	22.6%
Triathlon	70.3 distance Ironman	2	-	-	332	77.4%
	Ironman	330	-	-		
<b>Totals</b>		<b>429</b>	<b>0</b>		<b>429</b>	

**Table 10: Total Samples Analyzed in Other Sports**

Sports	Disciplines	IC	OOC	SubTotal	Total	%
Aquatics	University Water Polo	1	-	-	1	0.6%
Athletics	Half Marathon	-	16	-	16	9.1%
Australian Rules Football	-	111	-	-	111	63.4%
Boxing	Professional Boxing	35	8	-	43	24.6%
Duathlon*	-	4	-	-	4	2.3%
<b>Totals</b>		<b>151</b>	<b>24</b>		<b>175</b>	

\* a duplicate of the discipline-duathlon (under triathlon) which has been discontinued as a sport in ADAMS

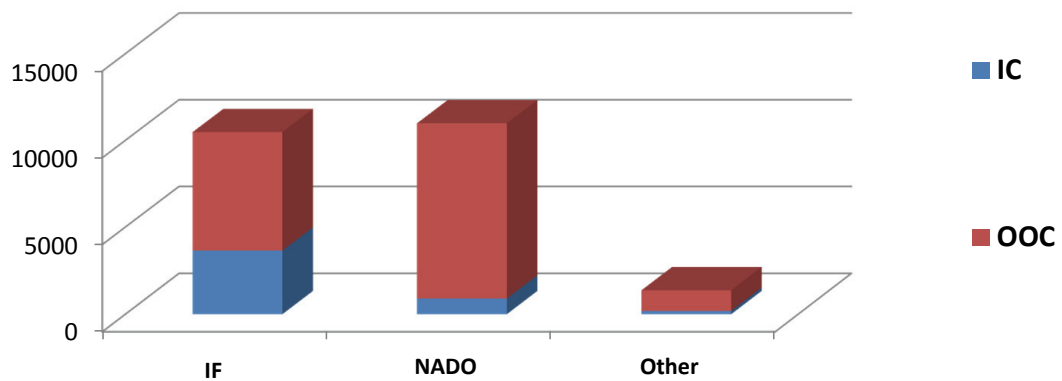
**Table 11: Total ABP Samples by Testing Authority**

ADAMS Code	Testing Authority (TA)	IC	OOC	Total	%
UCI	International Cycling Union	2738	3090	5,828	26%
RUSADA	Russian National Anti-Doping Organization	452	944	1,396	6%
FIS	International Ski Federation	4	1129	1,133	5%
NADA	German National Anti-Doping Agency	24	1036	1,060	5%
USADA	US Anti-Doping Agency	64	864	928	4%
IAAF	International Association of Athletics Federations	-	922	922	4%
SUI-NADO	Antidoping Switzerland	34	881	915	4%
ASADA	Australian Sports Anti-Doping Authority	-	863	863	4%
UKAD	UK Anti-Doping	3	768	771	3%
AFLD-NADO	French Anti-Doping Agency	28	646	674	3%
ITF	International Tennis Federation	202	418	620	3%
ISU	International Skating Union	461	155	616	3%
ADN	Anti-Doping Norway	36	514	550	2%
CCES	Canadian Centre for Ethics in Sport	69	463	532	2%
NADA Austria	National Anti-Doping Agency Austria GmbH	6	449	455	2%
n/a	National Federations* - France	4	428	432	2%
NADO F	NADO Flanders	-	348	348	2%
EA	European Athletics Association	114	231	345	2%
FINA	International Swimming Federation	1	280	281	1%
FINADA	Finnish Anti-Doping Agency	10	265	275	1%
FISA	International Rowing Federation	15	259	274	1%
PANDA	Poland Commission Against Doping in Sports	50	214	264	1%
WTC	World Triathlon Corporation	-	253	253	1%
ADoP	Portugal Anti-Doping Agency	-	237	237	1%
ADD	Anti-Doping Denmark	2	225	227	1%
IBU	International Biathlon Union	76	126	202	0.9%
ISC	Irish Sports Council	-	201	201	0.9%
FIFA	International Federation of Association Football	72	109	181	0.8%
COL-NADO	Colombian NADO	31	143	174	0.8%
RF	Swedish Sports Confederation	-	164	164	0.7%
JADA	Japan Anti-Doping Agency	-	150	150	0.7%
WADA-AMA	World Anti-Doping Agency	-	150	150	0.7%
DFSNZ	Drug Free Sport New Zealand	-	137	137	0.6%
KAZ-NADO	Kazakhstan National Anti-Doping Centre	30	105	135	0.6%
SAIDS	South African Institute for Drug-Free Sport	11	109	120	0.5%
FIBA	International Basketball Federation	49	51	100	0.4%
ITU	International Triathlon Union	12	80	92	0.4%
IND-NADO	National Anti Doping Agency -India	-	71	71	0.3%
HUNADO	Hungarian Anti-Doping Agency	-	66	66	0.3%
IPC	International Paralympic Committee	2	63	65	0.3%
World Rugby	World Rugby	-	63	63	0.3%
ADAN	Netherlands Anti-Doping Authority	-	56	56	0.2%
CHINADA	Chinese Anti-Doping Agency	-	50	50	0.2%
IOC	International Olympic Committee	48	-	48	0.2%
TUR-NADO	Turkish NOC- Anti-Doping Commission	44	-	44	0.2%
ESP-NADO	Spain National Anti-Doping Agency	-	40	40	0.2%
UIPM	International Modern Pentathlon Union	-	39	39	0.2%
ISMF	International Ski Mountaineering Federation	-	38	38	0.2%
KADA	Korea Anti-Doping Agency	1	29	30	0.1%
ALG-FOO	Algerian Football Federation	-	28	28	0.1%
CMAS	World Underwater Federation	-	26	26	0.1%
CIP	Italian Paralympic Committee	-	22	22	0.1%
EADA	Estonian Anti-Doping Agency	-	21	21	0.1%

**Table 11: Total ABP Samples by Testing Authority - continued**

ADAMS Code	Testing Authority (TA)	IC	OOC	Total	%
n/a	National Federations* - Kazakhstan	20	1	21	0.1%
ICF	International Canoe Federation	-	19	19	0.1%
IHF	International Handball Federation	12	6	18	0.1%
ITTF	International Table Tennis Federation	-	12	12	0.1%
LTU-NADO	Lithuanian Anti-Doping Agency	-	11	11	0.05%
LAT-NADO	Anti-Doping department of State Sports Medicine Centre	-	11	11	0.05%
FIM	International Motorcycling Federation	5	5	10	0.04%
WSF	World Squash Federation	1	7	8	0.04%
n/a	National Federations* - Germany	-	6	6	0.03%
CONADE-MEX	Mexican National Commission for Physical Education and Sport	5	-	5	0.02%
BSADA	Bermuda Sport Anti- Doping Authority	-	4	4	0.02%
CGF	Commonwealth Games Federation	1	2	3	0.01%
SLOADO	Slovenian Antidoping Organization	-	2	2	0.01%
CADC	Czech Anti-Doping Committee	-	1	1	0.004%
IRI-NADO	I.R Iran National Anti-Doping Organization	-	1	1	0.004%
<b>Totals</b>		<b>4737</b>	<b>18107</b>	<b>22,844</b>	

**Total ABP Samples by Testing Authority Category**

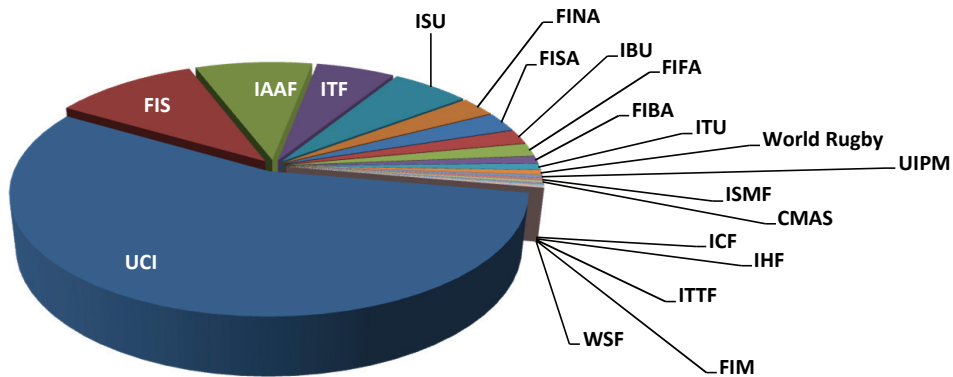


\* Note: Although National Federations (NFs) themselves are not signatories to the World Anti-Doping Code and therefore not entitled to authorize testing independently, the rules of some National Anti-Doping Agencies and International Sport Federations may delegate testing authority to these bodies. Tests attributed to NFs therefore may in some instances be a part of NADO or IF programs.

**Table 12: Total ABP Samples by Testing Authority Category**

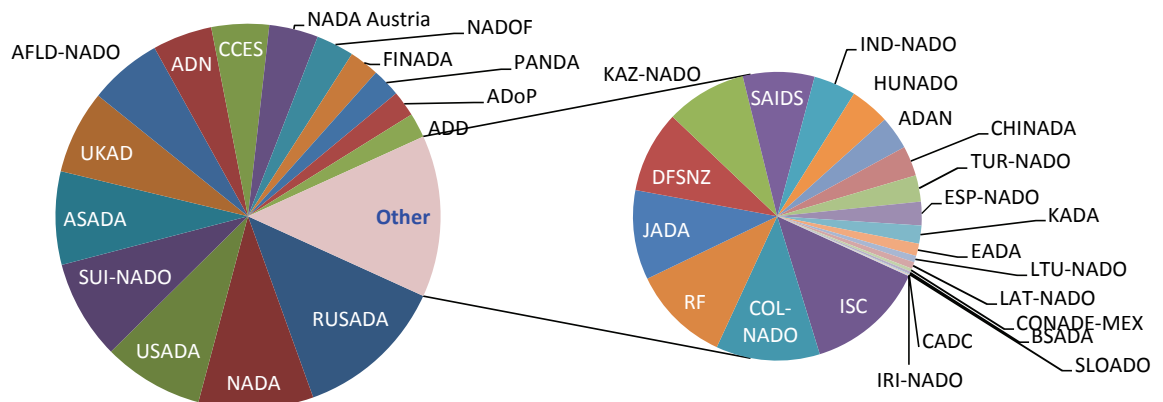
ADAMS Code	International Federations	IC	OOC	Total	%
UCI	International Cycling Union	2738	3090	5,828	56%
FIS	International Ski Federation	4	1129	1,133	11%
IAAF	International Association of Athletics Federations	0	922	922	9%
ITF	International Tennis Federation	202	418	620	6%
ISU	International Skating Union	461	155	616	6%
FINA	International Swimming Federation	1	280	281	3%
FISA	International Rowing Federation	15	259	274	3%
IBU	International Biathlon Union	76	126	202	2%
FIFA	International Federation of Association Football	72	109	181	2%
FIBA	International Basketball Federation	49	51	100	1%
ITU	International Triathlon Union	12	80	92	1%
World Rugby	World Rugby	0	63	63	1%
UIPM	International Modern Pentathlon Union	0	39	39	0.4%
ISMF	International Ski Mountaineering Federation	0	38	38	0.4%
CMAS	World Underwater Federation	0	26	26	0.2%
ICF	International Canoe Federation	0	19	19	0.2%
IHF	International Handball Federation	12	6	18	0.2%
ITTF	International Table Tennis Federation	0	12	12	0.1%
FIM	International Motorcycling Federation	5	5	10	0.1%
WSF	World Squash Federation	1	7	8	0.1%
<b>Totals</b>		<b>3648</b>	<b>6834</b>	<b>10,482</b>	

**International Federations**



**Table 12: Total ABP Samples by Testing Authority Category - continued**

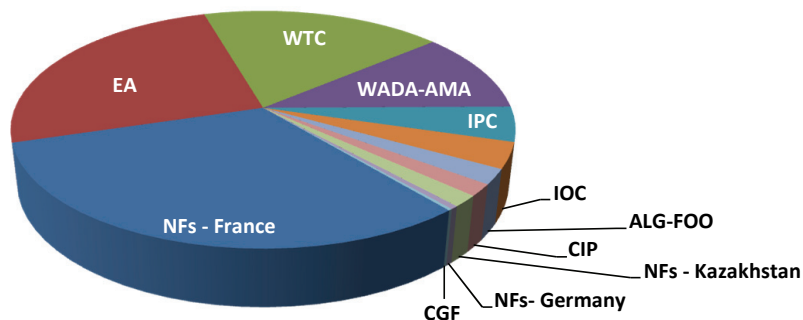
ADAMS Code	National Anti-Doping Organizations	IC	OOB	Total	%
RUSADA	Russian National Anti-Doping Organization	452	944	1,396	13%
NADA	German National Anti-Doping Agency	24	1036	1,060	10%
USADA	US Anti-Doping Agency	64	864	928	8%
SUI-NADO	Antidoping Switzerland	34	881	915	8%
ASADA	Australian Sports Anti-Doping Authority	0	863	863	8%
UKAD	UK Anti-Doping	3	768	771	7%
AFLD-NADO	French Anti-Doping Agency	28	646	674	6%
ADN	Anti-Doping Norway	36	514	550	5%
CCES	Canadian Centre for Ethics in Sport	69	463	532	5%
NADA Austria	National Anti-Doping Agency Austria GmbH	6	449	455	4%
NADOF	NADO Flanders	0	348	348	3%
FINADA	Finnish Anti-Doping Agency	10	265	275	3%
PANDA	Poland Commission Against Doping in Sports	50	214	264	2%
ADoP	Portugal Anti-Doping Agency	0	237	237	2%
ADD	Anti-Doping Denmark	2	225	227	2%
ISC	Irish Sports Council	0	201	201	2%
COL-NADO	Colombian NADO	31	143	174	2%
RF	Swedish Sports Confederation	0	164	164	1%
JADA	Japan Anti-Doping Agency	0	150	150	1%
DFSNZ	Drug Free Sport New Zealand	0	137	137	1%
KAZ-NADO	Kazakhstan National Anti-Doping Centre	30	105	135	1%
SAIDS	South African Institute for Drug-Free Sport	11	109	120	1%
IND-NADO	National Anti Doping Agency -India	0	71	71	1%
HUNADO	Hungarian Anti-Doping Agency	0	66	66	1%
ADAN	Netherlands Anti-Doping Authority	0	56	56	1%
CHINADA	Chinese Anti-Doping Agency	0	50	50	0.5%
TUR-NADO	Turkish NOC- Anti-Doping Commission	44	0	44	0.4%
ESP-NADO	Spain National Anti-Doping Agency	0	40	40	0.4%
KADA	Korea Anti-Doping Agency	1	29	30	0.3%
EADA	Estonian Anti-Doping Agency	0	21	21	0.2%
LTU-NADO	Lithuanian Anti-Doping Agency	0	11	11	0.1%
LAT-NADO	Anti-Doping department of State Sports Medicine Centre	0	11	11	0.1%
CONADE-MEX	Mexican National Commission for Physical Education and Sport	5	0	5	0.05%
BSADA	Bermuda Sport Anti- Doping Authority	0	4	4	0.04%
SLOADO	Slovenian Antidoping Organization	0	2	2	0.02%
CADC	Czech Anti-Doping Committee	0	1	1	0.01%
IRI-NADO	I.R Iran National Anti-Doping Organization	0	1	1	0.01%
<b>Totals</b>		<b>900</b>	<b>10089</b>	<b>10989</b>	



**Table 12: Total ABP Samples by Testing Authority Category - continued**

ADAMS Code	Other Sport Organizations	IC	OOC	Total	%
n/a	National Federations* - France	4	428	432	31%
EA	European Athletics Association	114	231	345	25%
WTC	World Triathlon Corporation	0	253	253	18%
WADA-AMA	World Anti-Doping Agency	0	150	150	11%
IPC	International Paralympic Committee	2	63	65	5%
IOC	International Olympic Committee	48	0	48	3%
ALG-FOO	Algerian Football Federation	-	28	28	2%
CIP	Italian Paralympic Committee	-	22	22	2%
n/a	National Federations* - Kazakhstan	20	1	21	2%
n/a	National Federations* - Germany	0	6	6	0.4%
CGF	Commonwealth Games Federation	1	2	3	0.2%
<b>Totals</b>		<b>189</b>	<b>1184</b>	<b>1373</b>	

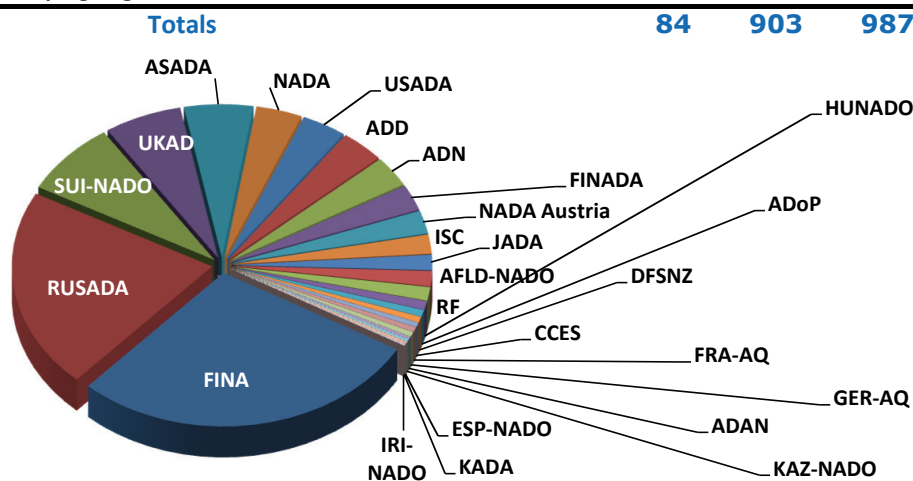
**Other Sports Organizations**



\* Note: Although National Federations (NFs) themselves are not signatories to the World Anti-Doping Code and therefore not entitled to authorize testing independently, the rules of some National Anti-Doping Agencies and International Sport Federations may delegate testing authority to these bodies. Tests attributed to NFs therefore may in some instances be a part of NADO or IF programs.

**Table 13: 2014 ABP Testing Figures - ASOIF Sport - Aquatics**

ADAMS Code	Testing Authority (TA)	IC	OOC	Total	%
FINA	International Swimming Federation	1	280	281	28%
RUSADA	Russian National Anti-Doping Organization	78	130	208	21%
SUI-NADO	Antidoping Switzerland	3	74	77	8%
UKAD	UK Anti-Doping	0	62	62	6%
ASADA	Australian Sports Anti-Doping Authority	0	55	55	6%
NADA	German National Anti-Doping Agency	0	37	37	4%
USADA	US Anti-Doping Agency	0	36	36	4%
ADD	Anti-Doping Denmark	1	34	35	4%
ADN	Anti-Doping Norway	0	32	32	3%
FINADA	Finnish Anti-Doping Agency	0	27	27	3%
NADA Austria	National Anti-Doping Agency Austria GmbH	1	23	24	2%
ISC	Irish Sports Council	0	20	20	2%
JADA	Japan Anti-Doping Agency	0	16	16	2%
AFLD-NADO	French Anti-Doping Agency	0	16	16	2%
RF	Swedish Sports Confederation	0	14	14	1%
HUNADO	Hungarian Anti-Doping Agency	0	9	9	0.9%
ADoP	Portugal Anti-Doping Agency	0	7	7	0.7%
DFSNZ	Drug Free Sport New Zealand	0	6	6	0.6%
CCES	Canadian Centre for Ethics in Sport	0	5	5	0.5%
FRA-AQ	Fench Swimming Federation	0	5	5	0.5%
GER-AQ	German Swimming Federation	0	5	5	0.5%
ADAN	Netherlands Anti-Doping Authority	0	3	3	0.3%
KAZ-NADO	Kazakhstan National Anti-Doping Centre	0	3	3	0.3%
ESP-NADO	Spain National Anti-Doping Agency	0	2	2	0.2%
KADA	Korea Anti-Doping Agency	0	1	1	0.1%
IRI-NADO	I.R Iran National Anti-Doping Organization	0	1	1	0.1%
<b>Totals</b>		<b>84</b>	<b>903</b>	<b>987</b>	



**Table 14: 2014 ABP Testing Figures - ASOIF Sport - Archery**

ADAMS Code	Testing Authority (TA)	IC	OOC	Total	%
-	-	-	-	-	0%
<b>Totals</b>		<b>0</b>	<b>0</b>	<b>0</b>	

**Table 15: 2014 ABPTesting Figures - ASOIF Sport - Athletics**

ADAMS Code	Testing Authority (TA)	IC	OOC	Total	%
IAAF	International Association of Athletics Federations	-	922	922	28%
EA	European Athletics Association	114	231	345	10%
RUSADA	Russian National Anti-Doping Organization	71	259	330	10%
USADA	US Anti-Doping Agency	17	275	292	9%
NADA	German National Anti-Doping Agency	-	212	212	6%
UKAD	UK Anti-Doping	3	152	155	5%
SUI-NADO	Antidoping Switzerland	7	140	147	4%
ASADA	Australian Sports Anti-Doping Authority	-	116	116	3%
JADA	Japan Anti-Doping Agency	-	87	87	3%
ISC	Irish Sports Council	-	81	81	2%
AFLD-NADO	French Anti-Doping Agency	16	64	80	2%
ADoP	Portugal Anti-Doping Agency	-	59	59	2%
COL-NADO	Colombian NADO	-	54	54	2%
ADN	Anti-Doping Norway	-	52	52	2%
KAZ-NADO	Kazakhstan National Anti-Doping Centre	-	49	49	1%
TUR-NADO	Turkish NOC- Anti-Doping Commission	44	-	44	1%
CHINADA	Chinese Anti-Doping Agency	-	36	36	1%
NADA Austria	National Anti-Doping Agency Austria GmbH	1	34	35	1%
PANDA	Poland Commission Against Doping in Sports	6	26	32	1%
ADD	Anti-Doping Denmark	1	28	29	1%
FINADA	Finnish Anti-Doping Agency	-	22	22	1%
RF	Swedish Sports Confederation	-	21	21	1%
ESP-NADO	Spain National Anti-Doping Agency	-	20	20	1%
FRA-ATH	French Athletics Federation	4	15	19	1%
ADAN	Netherlands Anti-Doping Authority	-	16	16	0.5%
NADOF	NADO Flanders	-	16	16	0.5%
CCES	Canadian Centre for Ethics in Sport	-	13	13	0.4%
WADA-AMA	World Anti-Doping Agency	-	11	11	0.3%
LAT-NADO	Anti-Doping department of State Sports Medicine Centre	-	7	7	0.2%
DFSNZ	Drug Free Sport New Zealand	-	6	6	0.2%
EADA	Estonian Anti-Doping Agency	-	6	6	0.2%
KADA	Korea Anti-Doping Agency	-	5	5	0.2%
CONADE-MEX	Mexican National Commission for Physical Education and Sport	5	-	5	0.2%
SAIDS	South African Institute for Drug-Free Sport	-	4	4	0.1%
HUNADO	Hungarian Anti-Doping Agency	-	2	2	0.1%
LTU-NADO	Lithuanian Anti-Doping Agency	-	1	1	0.03%
CADC	Czech Anti-Doping Committee	-	1	1	0.03%
<b>Totals</b>		<b>289</b>	<b>3043</b>	<b>3332</b>	

**Table 16: 2014 ABP Testing Figures - ASOIF Sport - Badminton**

ADAMS Code	Testing Authority (TA)	IC	OOC	Total	%
ADD	Anti-Doping Denmark	-	3	3	75%
AFLD-NADO	French Anti-Doping Agency	0	1	1	25%
<b>Totals</b>		<b>0</b>	<b>4</b>	<b>4</b>	



**Table 17: 2014 ABP Testing Figures - ASOIF Sport - Basketball**

ADAMS Code	Testing Authority (TA)	IC	OOC	Total	%
FIBA	International Basketball Federation	49	51	100	56%
AFLD-NADO	French Anti-Doping Agency	-	35	35	20%
FRA-BK	French Basketball Federation	-	29	29	16%
USADA	US Anti-Doping Agency	-	9	9	5%
ASADA	Australian Sports Anti-Doping Authority	-	3	3	2%
SLOADO	Slovenian Antidoping Organization	-	2	2	1%
<b>Totals</b>		<b>49</b>	<b>129</b>	<b>178</b>	

**Table 18: 2014 ABP Blood Passport Testing Figures - Boxing**

ADAMS Code	Testing Authority (TA)	IC	OOC	Total	%
USADA	US Anti-Doping Agency	13	100	113	54%
IND-NADO	National Anti Doping Agency -India	0	30	30	14%
UKAD	UK Anti-Doping	0	26	26	12%
KAZ-NADO	Kazakhstan National Anti-Doping Centre	0	19	19	9%
ASADA	Australian Sports Anti-Doping Authority	0	18	18	9%
FRA-FFBA	French Boxing Federation	0	2	2	1%
AFLD-NADO	French Anti-Doping Agency	0	2	2	1%
<b>Totals</b>		<b>13</b>	<b>197</b>	<b>210</b>	

**Table 19: 2014 ABP Blood Passport Testing Figures - Canoe / Kayak**

ADAMS Code	Testing Authority (TA)	IC	OOC	Total	%
CCES	Canadian Centre for Ethics in Sport	2	147	149	26%
NADA	German National Anti-Doping Agency	-	82	82	14%
RUSADA	Russian National Anti-Doping Organization	34	34	68	12%
PANDA	Poland Commission Against Doping in Sports	7	49	56	10%
ADoP	Portugal Anti-Doping Agency	-	37	37	7%
ASADA	Australian Sports Anti-Doping Authority	-	22	22	4%
HUNADO	Hungarian Anti-Doping Agency	-	22	22	4%
KAZ-NADO	Kazakhstan National Anti-Doping Centre	21	-	21	4%
ICF	International Canoe Federation	-	19	19	3%
FINADA	Finnish Anti-Doping Agency	-	16	16	3%
ADD	Anti-Doping Denmark	-	15	15	3%
NADA Austria	National Anti-Doping Agency Austria GmbH	-	14	14	2%
ADN	Anti-Doping Norway	-	13	13	2%
ISC	Irish Sports Council	-	12	12	2%
RF	Swedish Sports Confederation	-	9	9	2%
DFSNZ	Drug Free Sport New Zealand	-	5	5	1%
ESP-NADO	Spain National Anti-Doping Agency	-	3	3	1%
LTU-NADO	Lithuanian Anti-Doping Agency	-	3	3	1%
<b>Totals</b>		<b>64</b>	<b>502</b>	<b>566</b>	

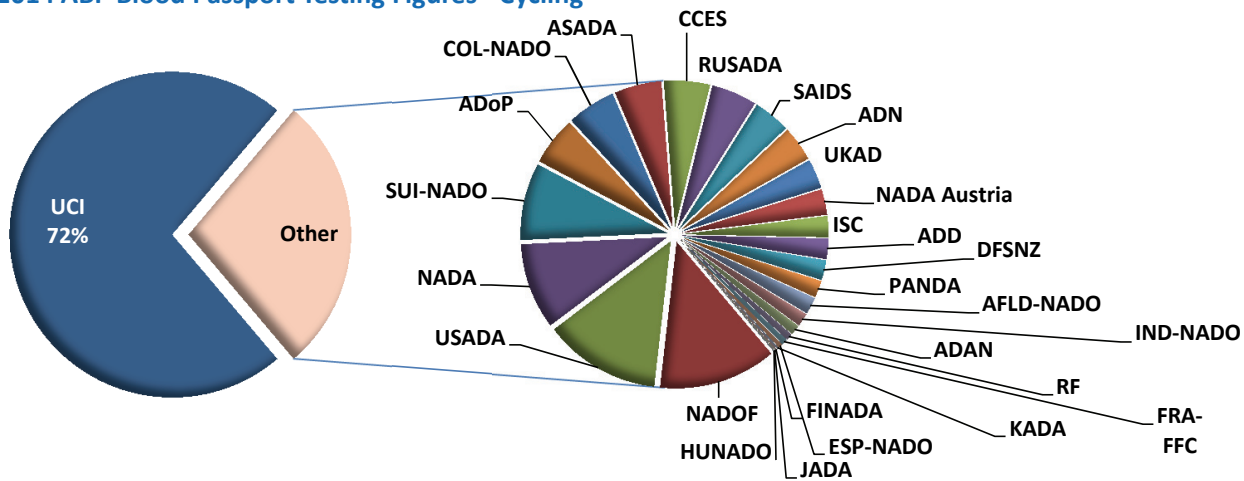
**Table 20: 2013 ABP Blood Passport Testing Figures - Curling**

ADAMS Code	Testing Authority (TA)	IC	OOC	Total	%
AFLD-NADO	French Anti-Doping Agency	-	4	4	57%
FRA-GL	French Ice Sports Federation	-	3	3	43%
<b>Totals</b>		<b>0</b>	<b>7</b>	<b>7</b>	

**Table 21: 2014 ABP Testing Figures - ASOIF Sport - Cycling**

ADAMS Code	Testing Authority (TA)	IC	OOC	Total	%
UCI	International Cycling Union	2738	3090	5828	72%
NADO F	NADO Flanders	-	289	289	4%
USADA	US Anti-Doping Agency	16	271	287	4%
NADA	German National Anti-Doping Agency	-	212	212	3%
SUI-NADO	Antidoping Switzerland	-	190	190	2%
ADoP	Portugal Anti-Doping Agency	-	120	120	1%
COL-NADO	Colombian NADO	31	89	120	1%
ASADA	Australian Sports Anti-Doping Authority	-	116	116	1%
CCES	Canadian Centre for Ethics in Sport	52	61	113	1%
RUSADA	Russian National Anti-Doping Organization	106	6	112	1%
SAIDS	South African Institute for Drug-Free Sport	5	86	91	1%
ADN	Anti-Doping Norway	-	87	87	1%
UKAD	UK Anti-Doping	-	73	73	0.9%
NADA Austria	National Anti-Doping Agency Austria GmbH	-	63	63	0.8%
ISC	Irish Sports Council	-	52	52	0.6%
ADD	Anti-Doping Denmark	-	51	51	0.6%
DFSNZ	Drug Free Sport New Zealand	-	49	49	0.6%
PANDA	Poland Commission Against Doping in Sports	30	12	42	0.5%
AFLD-NADO	French Anti-Doping Agency	11	31	42	0.5%
IND-NADO	National Anti Doping Agency -India	-	33	33	0.4%
ADAN	Netherlands Anti-Doping Authority	-	25	25	0.3%
RF	Swedish Sports Confederation	-	17	17	0.2%
FRA-FFC	French Cycling Federation	-	15	15	0.2%
ESP-NADO	Spain National Anti-Doping Agency	-	11	11	0.1%
KADA	Korea Anti-Doping Agency	1	4	5	0.1%
FINADA	Finnish Anti-Doping Agency	-	4	4	0.05%
JADA	Japan Anti-Doping Agency	-	3	3	0.04%
HUNADO	Hungarian Anti-Doping Agency	-	2	2	0.02%
CGF	Commonwealth Games Federation	1	-	1	0.01%
<b>Totals</b>		<b>2991</b>	<b>5062</b>	<b>8053</b>	

**2014 ABP Blood Passport Testing Figures - Cycling**



**Table 22: 2014 ABP Testing Figures - ASOIF Sport - Equestrian**

ADAMS Code	Testing Authority (TA)	IC	OOC	Total	%
-	-	-	-	-	0%
<b>Totals</b>		<b>0</b>	<b>0</b>	<b>0</b>	

**Table 23: 2014 ABP Testing Figures - ASOIF Sport - Fencing**

ADAMS Code	Testing Authority (TA)	IC	OOC	Total	%
-	-	-	-	-	0%
<b>Totals</b>		<b>0</b>	<b>0</b>	<b>0</b>	

**Table 24: 2014 ABP Testing Figures - ASOIF Sport - Field Hockey**

ADAMS Code	Testing Authority (TA)	IC	OOC	Total	%
ASADA	Australian Sports Anti-Doping Authority	-	4	4	100%
<b>Totals</b>		<b>0</b>	<b>4</b>	<b>4</b>	

**Table 25: 2014 ABP Testing Figures - ASOIF Sport - Football**

ADAMS Code	Testing Authority (TA)	IC	OOC	Total	%
UKAD	UK Anti-Doping	-	192	192	21%
FIFA	International Federation of Association Football	72	109	181	20%
AFLD-NADO	French Anti-Doping Agency	-	178	178	20%
FRA-FB	French Football Federation	-	96	96	11%
NADA Austria	National Anti-Doping Agency Austria GmbH	4	79	83	9%
ASADA	Australian Sports Anti-Doping Authority	-	71	71	8%
PANDA	Poland Commission Against Doping in Sports	-	40	40	4%
ALG-FOO	Algerian Football Federation	-	28	28	3%
ADN	Anti-Doping Norway	-	21	21	2%
NADA	German National Anti-Doping Agency	-	18	18	2%
GER-FOOT	German Fussball Federation	-	1	1	0%
<b>Totals</b>		<b>76</b>	<b>833</b>	<b>909</b>	

**Table 26: 2014 ABP Testing Figures - ASOIF Sport - Golf**

ADAMS Code	Testing Authority (TA)	IC	OOC	Total	%
-	-	-	-	-	0%
<b>Totals</b>		<b>0</b>	<b>0</b>	<b>0</b>	

**Table 27: 2014 ABP Testing Figures - ASOIF Sport - Gymnastics**

ADAMS Code	Testing Authority (TA)	IC	OOC	Total	%
AFLD-NADO	French Anti-Doping Agency	-	15	15	71%
FRA-GYM	French Gymnastic Federation	-	5	5	24%
ADAN	Netherlands Anti-Doping Authority	-	1	1	5%
<b>Totals</b>		<b>0</b>	<b>21</b>	<b>21</b>	

**Table 28: 2014 ABP Testing Figures - ASOIF Sport - Handball**

ADAMS Code	Testing Authority (TA)	IC	OOC	Total	%
FRA-FFHB	French Handball Federation	-	43	43	57%
IHF	International Handball Federation	12	6	18	24%
AFLD-NADO	French Anti-Doping Agency	-	14	14	19%
<b>Totals</b>		<b>12</b>	<b>63</b>	<b>75</b>	

**Table 29: 2014 ABP Testing Figures - ASOIF Sport - Judo**

ADAMS Code	Testing Authority (TA)	IC	OOC	Total	%
AFLD-NADO	French Anti-Doping Agency	-	15	15	43%
HUNADO	Hungarian Anti-Doping Agency	-	10	10	29%
FRA-FFJDA	French Federation of Judo, Jujitsu, Kendo and related disciplines	-	9	9	26%
ADAN	Netherlands Anti-Doping Authority	-	1	1	3%
<b>Totals</b>		<b>0</b>	<b>35</b>	<b>35</b>	

**Table 30: 2014 ABP Testing Figures - ASOIF Sport - Modern Pentathlon**

ADAMS Code	Testing Authority (TA)	IC	OOC	Total	%
UIPM	International Modern Pentathlon Union	-	39	39	56%
UKAD	UK Anti-Doping	-	19	19	27%
ISC	Irish Sports Council	-	6	6	9%
AFLD-NADO	French Anti-Doping Agency	-	4	4	6%
LTU-NADO	Lithuanian Anti-Doping Agency	-	2	2	3%
<b>Totals</b>		<b>0</b>	<b>70</b>	<b>70</b>	

**Table 31: 2014 ABP Testing Figures - ASOIF Sport - Rowing**

ADAMS Code	Testing Authority (TA)	IC	OOC	Total	%
FISA	International Rowing Federation	15	259	274	27.3%
RUSADA	Russian National Anti-Doping Organization	23	166	189	18.8%
NADA	German National Anti-Doping Agency	0	87	87	8.7%
UKAD	UK Anti-Doping	0	76	76	7.6%
SUI-NADO	Antidoping Switzerland	0	60	60	6.0%
CCES	Canadian Centre for Ethics in Sport	9	41	50	5.0%
PANDA	Poland Commission Against Doping in Sports	0	50	50	5.0%
DFSNZ	Drug Free Sport New Zealand	0	46	46	4.6%
ADD	Anti-Doping Denmark	0	42	42	4%
NADA Austria	National Anti-Doping Agency Austria GmbH	0	22	22	2.2%
ASADA	Australian Sports Anti-Doping Authority	0	20	20	2.0%
FRA-FFSA	French Rowing Federation	0	19	19	1.9%
ADN	Anti-Doping Norway	1	16	17	2%
FINADA	Finnish Anti-Doping Agency	0	17	17	1.7%
KADA	Korea Anti-Doping Agency	0	13	13	1.3%
AFLD-NADO	French Anti-Doping Agency	0	7	7	0.7%
CHINADA	Chinese Anti-Doping Agency	0	6	6	0.6%
RF	Swedish Sports Confederation	0	5	5	0.5%
LTU-NADO	Lithuanian Anti-Doping Agency	0	4	4	0.4%
<b>Totals</b>		<b>48</b>	<b>956</b>	<b>1004</b>	

**Table 32: 2014 ABP Testing Figures - ASOIF Sport - Rugby**

ADAMS Code	Testing Authority (TA)	IC	OOC	Total	%
AFLD-NADO	French Anti-Doping Agency	-	73	73	26%
ASADA	Australian Sports Anti-Doping Authority	-	70	70	25%
FFR	French Rugby Federation	-	68	68	24%
World Rugby	World Rugby	-	63	63	23%
UKAD	UK Anti-Doping	-	6	6	2%
<b>Totals</b>		<b>0</b>	<b>280</b>	<b>280</b>	

**Table 33: 2014 ABP Testing Figures - ASOIF Sport - Sailing**

ADAMS Code	Testing Authority (TA)	IC	OOC	Total	%
-	-	-	-	-	0%
<b>Totals</b>		<b>0</b>	<b>0</b>	<b>0</b>	

**Table 34: 2014 ABP Testing Figures - ASOIF Sport - Shooting**

ADAMS Code	Testing Authority (TA)	IC	OOC	Total	%
-	-	-	-	-	0%
<b>Totals</b>		<b>0</b>	<b>0</b>	<b>0</b>	

**Table 35: 2014 ABP Testing Figures - ASOIF - Table Tennis**

ADAMS Code	Testing Authority (TA)	IC	OOC	Total	%
ITTF	International Table Tennis Federation	-	12	12	100%
<b>Totals</b>		<b>0</b>	<b>12</b>	<b>12</b>	

**Table 36: 2014 ABP Testing Figures - ASOIF - Taekwondo**

ADAMS Code	Testing Authority (TA)	IC	OOC	Total	%
AFLD-NADO	French Anti-Doping Agency	-	6	6	55%
FRA-FFTDA	French Federation of Taekwondo and Associated Disciplines	-	5	5	45%
<b>Totals</b>		<b>0</b>	<b>11</b>	<b>11</b>	

**Table 37: 2014 ABP Testing Figures - ASOIF - Tennis**

ADAMS Code	Testing Authority (TA)	IC	OOC	Total	%
ITF	International Tennis Federation	202	410	612	91%
USADA	US Anti-Doping Agency	-	21	21	3%
UKAD	UK Anti-Doping	0	10	10	1%
FRA-TE	French Tennis Federation	-	9	9	1%
AFLD-NADO	French Anti-Doping Agency	1	8	9	1%
NADA	German National Anti-Doping Agency	-	5	5	1%
NADA Austria	National Anti-Doping Agency Austria GmbH	-	3	3	0.4%
ADD	Anti-Doping Denmark	0	1	1	0.1%
<b>Totals</b>		<b>203</b>	<b>467</b>	<b>670</b>	

**Table 38: 2014 ABP Testing Figures - ASOIF - Triathlon**

ADAMS Code	Testing Authority (TA)	IC	OOC	Total	%
NADA	German National Anti-Doping Agency	20	168	188	18%
SUI-NADO	Antidoping Switzerland	1	145	146	14%
ASADA	Australian Sports Anti-Doping Authority	-	109	109	11%
ITU	International Triathlon Union	12	80	92	9%
USADA	US Anti-Doping Agency	-	70	70	7%
UKAD	UK Anti-Doping	-	63	63	6%
CCES	Canadian Centre for Ethics in Sport	-	47	47	5%
ADD	Anti-Doping Denmark	-	45	45	4%
NADOF	NADO Flanders	-	39	39	4%
NADA Austria	National Anti-Doping Agency Austria GmbH	-	36	36	3%
RUSADA	Russian National Anti-Doping Organization	31	5	36	3%
JADA	Japan Anti-Doping Agency	-	21	21	2%
DFSNZ	Drug Free Sport New Zealand	-	20	20	2%
FINADA	Finnish Anti-Doping Agency	-	17	17	2%
ISC	Irish Sports Council	-	14	14	1%
SAIDS	South African Institute for Drug-Free Sport	6	8	14	1%
ADoP	Portugal Anti-Doping Agency	-	13	13	1%
AFLD-NADO	French Anti-Doping Agency	-	13	13	1%
FRA-TRI	French Triathlon Federation	-	12	12	1%
CHINADA	Chinese Anti-Doping Agency	-	8	8	1%
RF	Swedish Sports Confederation	-	8	8	1%
ADAN	Netherlands Anti-Doping Authority	-	7	7	1%
ADN	Anti-Doping Norway	-	4	4	0.4%
BSADA	Bermuda Sport Anti- Doping Authority	-	3	3	0.3%
ESP-NADO	Spain National Anti-Doping Agency	-	2	2	0.2%
HUNADO	Hungarian Anti-Doping Agency	-	2	2	0.2%
CGF	Commonwealth Games Federation	-	2	2	0.2%
<b>Totals</b>		<b>70</b>	<b>961</b>	<b>1031</b>	

**Table 39: 2014 ABP Testing Figures - ASOIF - Volleyball**

ADAMS Code	Testing Authority (TA)	IC	OOC	Total	%
FRA-VB	French Volleyball Federation	-	18	18	51%
AFLD-NADO	French Anti-Doping Agency	-	17	17	49%
<b>Totals</b>		<b>0</b>	<b>35</b>	<b>35</b>	

**Table 40: 2014 ABP Testing Figures - ASOIF - Weightlifting**

ADAMS Code	Testing Authority (TA)	IC	OOC	Total	%
AFLD-NADO	French Anti-Doping Agency	-	24	24	20%
KAZ-NADO	Kazakhstan National Anti-Doping Centre	-	20	20	16%
FFHMFAC	French Federation of Weightlifting, Powerlifting and Bodybuilding	-	18	18	15%
USADA	US Anti-Doping Agency	-	13	13	11%
HUNADO	Hungarian Anti-Doping Agency	-	12	12	10%
JADA	Japan Anti-Doping Agency	-	12	12	10%
IND-NADO	National Anti Doping Agency -India	-	8	8	7%
ASADA	Australian Sports Anti-Doping Authority	-	6	6	5%
PANDA	Poland Commission Against Doping in Sports	-	5	5	4%
UKAD	UK Anti-Doping	-	2	2	2%
KAZ-NADO	Kazakhstan National Anti-Doping Centre	-	1	1	1%
ADD	Anti-Doping Denmark	-	1	1	1%
<b>Totals</b>		<b>0</b>	<b>122</b>	<b>122</b>	

**Table 41: 2014 ABP Testing Figures - ASOIF - Wrestling**

ADAMS Code	Testing Authority (TA)	IC	OOC	Total	%
HUNADO	Hungarian Anti-Doping Agency	0	7	7	33%
AFLD-NADO	French Anti-Doping Agency	0	6	6	29%
FRA-FFL	French Wrestling Federation	0	5	5	24%
KAZ-NADO	Kazakhstan National Anti-Doping Centre	0	2	2	10%
LTU-NADO	Lithuanian Anti-Doping Agency	0	1	1	5%
<b>Totals</b>		<b>0</b>	<b>21</b>	<b>21</b>	

**Table 42: 2014 ABP Testing Figures - AIOWF Sport - Biathlon**

ADAMS Code	Testing Authority (TA)	IC	OOC	Total	%
IBU	International Biathlon Union	76	126	202	32%
RUSADA	Russian National Anti-Doping Organization	-	75	75	12%
ADN	Anti-Doping Norway	8	61	69	11%
NADA	German National Anti-Doping Agency	-	50	50	8%
WADA-AMA	World Anti-Doping Agency	-	38	38	6%
NADA Austria	National Anti-Doping Agency Austria GmbH	-	34	34	5%
SUI-NADO	Antidoping Switzerland	3	29	32	5%
IOC	International Olympic Committee	29	-	29	5%
CCES	Canadian Centre for Ethics in Sport	-	27	27	4%
FINADA	Finnish Anti-Doping Agency	-	17	17	3%
UKAD	UK Anti-Doping	-	14	14	2%
PANDA	Poland Commission Against Doping in Sports	5	8	13	2%
RF	Swedish Sports Confederation	-	10	10	2%
KAZ-NADO	Kazakhstan National Anti-Doping Centre	9	-	9	1%
AFLD-NADO	French Anti-Doping Agency	-	5	5	1%
FIS	International Ski Federation	-	4	4	1%
KADA	Korea Anti-Doping Agency	-	3	3	0.5%
FRA-SKI	French Ski Federation	-	1	1	0.2%
<b>Totals</b>		<b>130</b>	<b>502</b>	<b>632</b>	

**Table 43: 2014 ABP Testing Figures - AIOWF Sport - Bobsleigh**

ADAMS Code	Testing Authority (TA)	IC	OOC	Total	%
SUI-NADO	Antidoping Switzerland	7	60	67	56%
WADA-AMA	World Anti-Doping Agency	-	20	20	17%
USADA	US Anti-Doping Agency	-	12	12	10%
AFLD-NADO	French Anti-Doping Agency	-	9	9	8%
NADA Austria	National Anti-Doping Agency Austria GmbH	-	5	5	4%
LAT-NADO	Anti-Doping department of State Sports Medicine Centre	-	4	4	3%
FRA-GL	French Ice Sports Federation	-	3	3	3%
<b>Totals</b>		<b>7</b>	<b>113</b>	<b>120</b>	

**Table 44: 2014 ABP Testing Figures - AIOWF Sport - Ice Hockey**

ADAMS Code	Testing Authority (TA)	IC	OOC	Total	%
NADA Austria	National Anti-Doping Agency Austria GmbH	-	68	68	94%
CCES	Canadian Centre for Ethics in Sport	-	4	4	6%
<b>Totals</b>		<b>0</b>	<b>72</b>	<b>72</b>	

**Table 45: 2014 ABP Testing Figures - AIOWF Sport - Luge**

ADAMS Code	Testing Authority (TA)	IC	OOC	Total	%
USADA	US Anti-Doping Agency	-	2	2	40%
AFLD-NADO	French Anti-Doping Agency	-	2	2	40%
FRA-GL	French Ice Sports Federation	-	1	1	20%
<b>Totals</b>		<b>0</b>	<b>5</b>	<b>5</b>	



**Table 46: 2014 ABP Testing Figures - AIOWF - Skating**

ADAMS Code	Testing Authority (TA)	IC	OOC	Total	%
ISU	International Skating Union	461	155	616	54%
RUSADA	Russian National Anti-Doping Organization	48	128	176	15%
CCES	Canadian Centre for Ethics in Sport	6	74	80	7%
NADA	German National Anti-Doping Agency	4	70	74	6%
WADA-AMA	World Anti-Doping Agency	-	42	42	4%
ADN	Anti-Doping Norway	2	30	32	3%
FINADA	Finnish Anti-Doping Agency	-	26	26	2%
AFLD-NADO	French Anti-Doping Agency	-	25	25	2%
PANDA	Poland Commission Against Doping in Sports	2	13	15	1%
FRA-GL	French Ice Sports Federation	-	13	13	1%
IOC	International Olympic Committee	11	-	11	1%
ASADA	Australian Sports Anti-Doping Authority	-	10	10	1%
RF	Swedish Sports Confederation	-	8	8	1%
SUI-NADO	Antidoping Switzerland	-	7	7	1%
JADA	Japan Anti-Doping Agency	-	6	6	0.5%
ADAN	Netherlands Anti-Doping Authority	-	3	3	0.3%
USADA	US Anti-Doping Agency	-	2	2	0.2%
<b>Totals</b>		<b>534</b>	<b>612</b>	<b>1146</b>	

**Table 47: 2014 ABP Testing Figures - AIOWF - Skiing**

ADAMS Code	Testing Authority (TA)	IC	OOC	Total	%
FIS	International Ski Federation	4	1125	1129	51%
ADN	Anti-Doping Norway	25	167	192	9%
RUSADA	Russian National Anti-Doping Organization	61	130	191	9%
SUI-NADO	Antidoping Switzerland	13	127	140	6%
FINADA	Finnish Anti-Doping Agency	10	113	123	6%
NADA	German National Anti-Doping Agency	-	89	89	4%
RF	Swedish Sports Confederation	-	71	71	3%
NADA Austria	National Anti-Doping Agency Austria GmbH	-	61	61	3%
CCES	Canadian Centre for Ethics in Sport	-	41	41	2%
WADA-AMA	World Anti-Doping Agency	-	39	39	2%
AFLD-NADO	French Anti-Doping Agency	-	33	33	1%
FRA-SKI	French Ski Federation	-	26	26	1%
KAZ-SKI	Kazakhstan Ski Association	20	-	20	1%
EADA	Estonian Anti-Doping Agency	-	15	15	1%
KAZ-NADO	Kazakhstan National Anti-Doping Centre	-	11	11	0.5%
PANDA	Poland Commission Against Doping in Sports	-	11	11	0.5%
UKAD	UK Anti-Doping	-	10	10	0.5%
IOC	International Olympic Committee	8	-	8	0.4%
JADA	Japan Anti-Doping Agency	-	4	4	0.2%
KADA	Korea Anti-Doping Agency	-	3	3	0.1%
USADA	US Anti-Doping Agency	-	3	3	0.1%
BSADA	Bermuda Sport Anti-Doping Authority	-	1	1	0.05%
<b>Totals</b>		<b>141</b>	<b>2080</b>	<b>2221</b>	

**Table 48: Total 2014 ABP Testing Figures - ARISF Sports**

**Baseball**

ADAMS Code	Testing Authority (TA)	IC	OOC	Total	%
ASADA	Australian Sports Anti-Doping Authority	2	-	2	100.0%
<b>Totals</b>		<b>2</b>	<b>0</b>	<b>2</b>	

**Cricket**

ADAMS Code	Testing Authority (TA)	IC	OOC	Total	%
ASADA	Australian Sports Anti-Doping Authority	-	26	26	100%
<b>Totals</b>		<b>0</b>	<b>26</b>	<b>26</b>	

**Karate**

ADAMS Code	Testing Authority (TA)	IC	OOC	Total	%
AFLD-NADO	French Anti-Doping Agency	-	5	5	63%
FRA-KT	French Federation of Karate and Associated Disciplines	-	3	3	38%
<b>Totals</b>		<b>0</b>	<b>8</b>	<b>8</b>	

**Life Saving**

ADAMS Code	Testing Authority (TA)	IC	OOC	Total	%
ASADA	Australian Sports Anti-Doping Authority	-	1	1	100%
<b>Totals</b>		<b>0</b>	<b>1</b>	<b>1</b>	

**Motorcycling**

ADAMS Code	Testing Authority (TA)	IC	OOC	Total	%
FIM	International Motorcycling Federation	5	5	10	50%
USADA	US Anti-Doping Agency	10	-	10	50%
<b>Totals</b>		<b>15</b>	<b>5</b>	<b>20</b>	

**Mountaineering and Climbing**

ADAMS Code	Testing Authority (TA)	IC	OOC	Total	%
AFLD-NADO	French Anti-Doping Agency	-	5	5	50%
SUI-NADO	Antidoping Switzerland	-	3	3	30%
ESP-NADO	Spain National Anti-Doping Agency	-	2	2	20%
<b>Totals</b>		<b>0</b>	<b>10</b>	<b>10</b>	

**Orienteering**

ADAMS Code	Testing Authority (TA)	IC	OOC	Total	%
ADN	Anti-Doping Norway	-	25	25	45%
SUI-NADO	Antidoping Switzerland	-	23	23	42%
FINADA	Finnish Anti-Doping Agency	-	6	6	11%
ADD	Anti-Doping Denmark	-	1	1	2%
<b>Totals</b>		<b>0</b>	<b>55</b>	<b>55</b>	

**Table 48: Total 2014 ABP Testing Figures - ARISF Sports - continued**

**Roller Sports**

ADAMS Code	Testing Authority (TA)	IC	OOC	Total	%
RF	Swedish Sports Confederation	-	1	1	100%
<b>Totals</b>		<b>0</b>	<b>1</b>	<b>1</b>	

**Ski-Mountaineering**

ADAMS Code	Testing Authority (TA)	IC	OOC	Total	%
ISMF	International Ski Mountaineering Federation	-	38	38	73%
SUI-NADO	Antidoping Switzerland	-	12	12	23%
AFLD-NADO	French Anti-Doping Agency	-	2	2	4%
<b>Totals</b>		<b>0</b>	<b>52</b>	<b>52</b>	

**Sport Climbing**

ADAMS Code	Testing Authority (TA)	IC	OOC	Total	%
AFLD-NADO	French Anti-Doping Agency	0	1	1	100%
<b>Totals</b>		<b>0</b>	<b>1</b>	<b>1</b>	

**Squash**

ADAMS Code	Testing Authority (TA)	IC	OOC	Total	%
UKAD	UK Anti-Doping	-	33	33	75%
WSF	World Squash Federation	1	7	8	18%
AFLD-NADO	French Anti-Doping Agency	-	3	3	7%
<b>Totals</b>		<b>1</b>	<b>43</b>	<b>44</b>	

**Underwater Sports**

ADAMS Code	Testing Authority (TA)	IC	OOC	Total	%
CMAS	World Underwater Federation	0	26	26	100%
<b>Totals</b>		<b>0</b>	<b>26</b>	<b>26</b>	

**Table 49: Total 2014 ABP Testing Figures - AIMS Sports**

**Bodybuilding**

<b>ADAMS Code</b>	<b>Testing Authority (TA)</b>	<b>IC</b>	<b>OOC</b>	<b>Total</b>	<b>%</b>
JADA	Japan Anti-Doping Agency	-	1	1	100%
<b>Totals</b>		<b>0</b>	<b>1</b>	<b>1</b>	

**Powerlifting**

<b>ADAMS Code</b>	<b>Testing Authority (TA)</b>	<b>IC</b>	<b>OOC</b>	<b>Total</b>	<b>%</b>
AFLD-NADO	French Anti-Doping Agency	-	12	12	71%
FFHMFAC	French Federation of Weightlifting, Powerlifting and Bodybuilding	-	5	5	29%
<b>Totals</b>		<b>0</b>	<b>17</b>	<b>17</b>	

**Table 50: Total 2014 ABP Testing Figures - IPC Sports/disciplines**

ADAMS Code	Testing Authority (TA)	Sport or Discipline	IC	OOB	Total	%
CIP	Italian Paralympic Committee	Ice Sledge Hockey	0	5	5	4%
NADA Austria	National Anti-Doping Agency Austria GmbH		0	5	5	4%
SUI-NADO	Antidoping Switzerland	IPC Alpine	0	1	1	1%
AFLD-NADO	French Anti-Doping Agency		0	7	7	6%
ADoP	Portugal Anti-Doping Agency		0	1	1	1%
CCES	Canadian Centre for Ethics in Sport		0	2	2	2%
ISC	Irish Sports Council	IPC Athletics	0	6	6	5%
RUSADA	Russian National Anti-Doping Organization		0	11	11	9%
SUI-NADO	Antidoping Switzerland		0	7	7	6%
IPC	International Paralympic Committee		1	13	14	11%
ADN	Anti-Doping Norway	IPC Biathlon	0	4	4	3%
CIP	Italian Paralympic Committee		0	5	5	4%
IPC	International Paralympic Committee		0	3	3	2%
ADN	Anti-Doping Norway	IPC Nordic Cross-Country	0	1	1	1%
CCES	Canadian Centre for Ethics in Sport		0	1	1	1%
IPC	International Paralympic Committee		1	25	26	20%
ISC	Irish Sports Council	IPC Powerlifting	0	3	3	2%
IPC	International Paralympic Committee	Skiing	0	22	22	17%
AFLD-NADO	French Anti-Doping Agency	Para-Snowboard	0	3	3	2%
<b>Totals</b>			<b>2</b>	<b>125</b>	<b>127</b>	

**Table 51: Total 2014 ABP Testing Figures - Sports for Athletes with an Impairment**

ADAMS Code	Testing Authority (TA)	Sport or Discipline	IC	OOB	Total	%
AFLD-NADO	French Anti-Doping Agency	Adapted Weightlifting	0	1	1	3%
NADA Austria	National Anti-Doping Agency Austria GmbH	CISS Athletics	0	2	2	6%
ADN	Anti-Doping Norway	Para-Cycling	0	1	1	3%
ISC	Irish Sports Council		0	7	7	21%
SUI-NADO	Antidoping Switzerland		0	2	2	6%
CIP	Italian Paralympic Committee	Wheelchair Basketball	0	12	12	36%
ITF	International Tennis Federation	Wheelchair Tennis	0	8	8	24%
<b>Totals</b>			<b>0</b>	<b>33</b>	<b>33</b>	

**Table 52: Total 2014 ABP Testing Figures - Other Sports - Code Signatories**

ADAMS Code	Testing Authority (TA)	Sport or Discipline	IC	OOB	Total	%
ASADA	Australian Sports Anti-Doping Authority	National Rugby league	0	97	97	23%
ADD	Anti-Doping Denmark		0	4	4	1%
ASADA	Australian Sports Anti-Doping Authority		0	6	6	1%
DFSNZ	Drug Free Sport New Zealand		0	5	5	1%
NADA	German National Anti-Doping Agency		0	6	6	1%
SAIDS	South African Institute for Drug-Free Sport	Ironman Triathlon	0	11	11	3%
UKAD	UK Anti-Doping		0	5	5	1%
WTC	World Triathlon Corporation		0	253	253	59%
USADA	US Anti-Doping Agency		0	40	40	9%
SUI-NADO	Antidoping Switzerland		0	1	1	0%
<b>Totals</b>			<b>0</b>	<b>428</b>	<b>428</b>	

**Table 53: Total 2014 ABP Testing Figures - Other Sports**

ADAMS Code	Testing Authority (TA)	Sport or Discipline	IC	OOB	Total	%
UKAD	UK Anti-Doping	Professional Boxing	0	25	25	6%
USADA	US Anti-Doping Agency		8	10	18	4%
ASADA	Australian Sports Anti-Doping Authority	Australian Rules Football	0	111	111	26%
NADO	NADO Flanders	Duathlon	0	4	4	1%
<b>Totals</b>			<b>8</b>	<b>150</b>	<b>158</b>	